
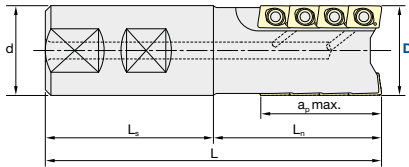



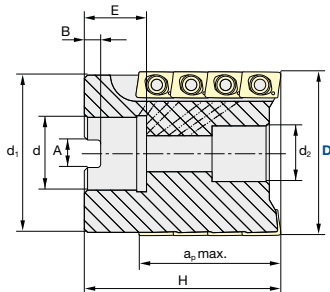
AME | Roughing End Mill | Side Lock Shank

Q max High Efficient	Jet Air Hole	▽ Roughing	HRC 40	No. of Teeth 3-6
--------------------------------	------------------------	----------------------	------------------	----------------------------

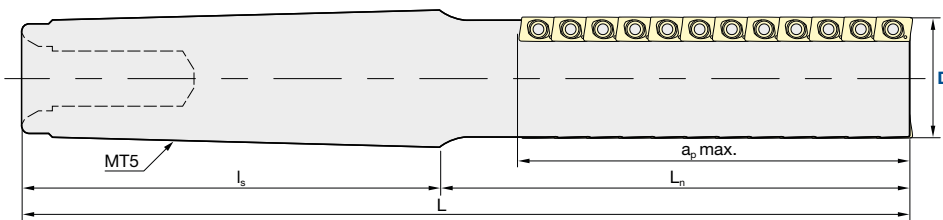
Diameter Holder only [mm]	Fastening Torque [Nm]
-0.1/-0.3 mm	2 Nm

ID Code	Item Code	Z	Inserts in Z-direction	Size (mm)					
				D	L	d	ap max.	Ln	Ls
FH550	AME-1232S32-42-3NT	3	4	32	120	32	42	60	60
FH547	AME-1240S32-63-4NT	4	6	40	150		63	80	70

AMEB | Roughing End Mill | Bore Type


Diameter Holder only [mm]	Fastening Torque [Nm]
-0.1/-0.3 mm	2 Nm

ID Code	Item Code	Z	Inserts in Z-direction	Size (mm)									
				D	ap max.	d1	H	E	A	B	d	d2	
FH548	AMEB-1250RM-42-4NT	4	4	50	42	48	60	20	10	6.3	22	17	
FH551	AMEB-1263RM-42-6NT	6		63		61		22	12.4	7	27	19	
FH549	AMEB-1263RM-42-6NT-27												

AME | Roughing End Mill | MT Shank Type


Diameter Holder only [mm]	Fastening Torque [Nm]
-0.1/-0.3 mm	2 Nm

ID Code	Item Code	Z	Inserts in Z-direction	Size (mm)					
				D	ap max.	Ln	Ls	L	Shank
FH276 *	AME-1240MT5-126-4NT-F	4	11	40	126	154	136	290	MT5

* no stock item – longer delivery time

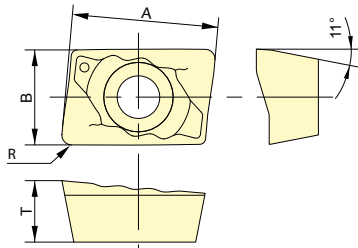
Type	Parts Shape	Clamp Screw		Screw Driver		Arbor Screw					
		ID Code	Item Code	ID Code	Item Code	ID Code	Item Code	a	b	c	d
Shank Type	AME-...	ET152	265-141	ET011	104-T10	-	-	-	-	-	-
Bore Type	AMEB-1250RM-...					ET063	100-182	M10x1.5	16	10	35
	AMEB-1263RM-...										



INSERTS AME/AMEB | Roughing End Mill

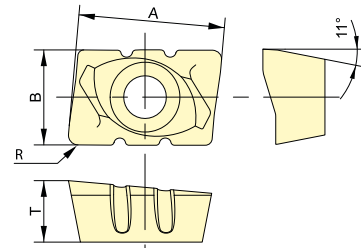
FT

Fig.1
Wave-edged insert



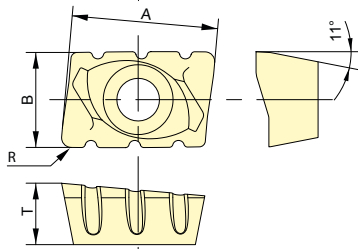
N2

Fig.2
2 Nick type



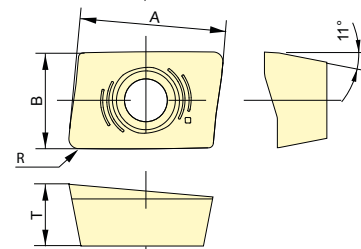
N3

Fig.3
3 Nick type



RS

Fig.4
Sharp-edged insert



Type	Item Code	Tolerance Class	Grade			Size (mm)									
			JS1025	JS4060	JX1060	Corner-R	A	B	T	Shape					
			ID-Code												
Wave-edged insert	APMT-120508R-FT	M		WF256	WF688	0.8	12	7.89	5	Fig.1					
	APMT-120530R-FT*			WF257	WF253	3.0									
2 Nick Type	APMT-120508R-N2**				WF258	WF254					0.8	12	7.89	5	Fig.2
3 Nick Type	APMT-120508R-N3**				WF259	WF255									Fig.3
Sharp-edged inserts	APMT-120508R-RS		WF260												2.0
	APMT-120520R-RS*		WF261												
	APMT-120530R-RS*	WF262				3.0									

* = only for tip

** = please check page 9 for correct clamping

