
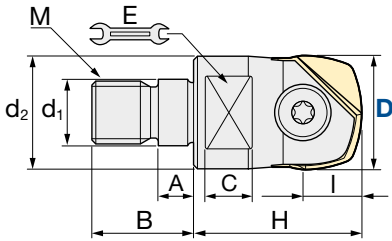


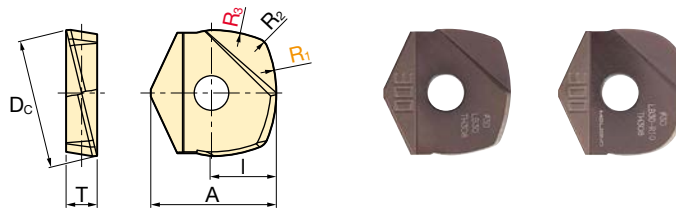
GALLEA GP1LB | High Efficiency Finishing Lens Barrel Indexable Tool | Modular Type

V max High Speed	▽▽ Semi Finishing	▽▽▽ Finishing	HRC 62	No. of Teeth 2	
----------------------------	-----------------------------	-------------------------	------------------	--------------------------	---





Diameter Insert only	Fastening Torque	
0/-0.02 mm	D 16 = 4.9 Nm	D 25 = 9.8 Nm
	D 20 = 6.9 Nm	D 30 = 9.8 Nm

ID Code	Item Code	Z	Size [mm]								Insert		
			D	H	I	d ₁	M	d ₂	A	B		C	E
FH286	GP1LB-16M-M8	2	16	32	8	8.5	M8	12.8	5.5	17	8	10	ZPHW-160-xxxx
FH287	GP1LB-20M-M10		20	38	10	10.5	M10	17.8		19	15	ZPHW-200-xxxx	
FH288	GP1LB-25M-M12		25		12.5	12.5	M12	20.8	22	10	17	ZPHW-250-xxxx	
FH289	GP1LB-30M-M16		30	43	15	17	M16	28.8	6	23	12	22	ZPHW-300-xxxx

INSERTS | GP1LB


Item Code	Size [mm]						Grade		Type	Tolerance Class
	D _c	R ₁	R ₃	R ₂	I	A	T	PN215		
ZPHW-160-LB16	16	16	1.5	8	16.6	4.2	WF802	WF806	Standard CR	H
ZPHW-200-LB20	20	20	1.9	10	20.3	5.2	WF803	WF807		
ZPHW-250-LB25	25	25	2.38	12.5	24.1	6.2	WF804	WF808		
ZPHW-300-LB30	30	30	2.85	15	29.1	7.2	WF805	WF809		
ZPHW-160-LB16-R5	16	16	5	8	16.6	4.2	WF822	WF826	Bigger CR	
ZPHW-200-LB20-R6	20	20	6	10	20.3	5.2	WF823	WF827		
ZPHW-250-LB25-R8	25	25	8	12.5	24.1	6.2	WF824	WF828		
ZPHW-300-LB30-R10	30	30	10	15	29.1	7.2	WF825	WF829		

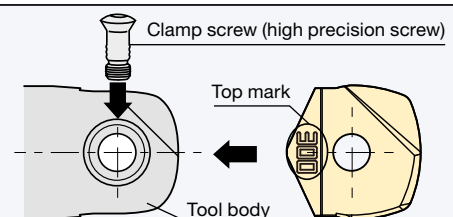
• The insert can be set with "ABPF-type" cutter body

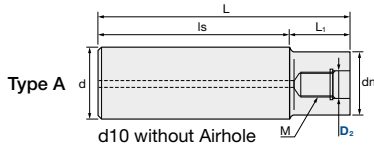
Parts	Clamp Screw			Wrench	
Shape					
Cutter body	ID Code	Item Code	Fastening Torque	ID Code	Item Code
GP1LB-16M-M8	ET156	581-144	4.9 Nm	ET014	105-T20
GP1LB-20M-M10	ET157	581-145	6.9 Nm	ET009	101-T25S
GP1LB-25M-M12	ET168	581-146	9.8 Nm	ET167	105-T30A
GP1LB-30M-M16	ET169	581-147			

→ Set-up Procedures of Inserts

- Clean the insert seat: Using air-blow or alike, clean the seat.
- Put in the insert with its top positioned to the screw-tightening side of the tool body.

- Tighten the clamp screw with the special wrench.
- Please do not press down the insert during this tightening process.



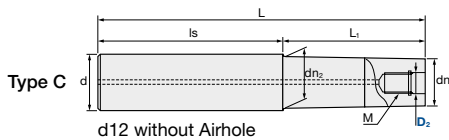
ASC | Carbide Shanks for Modular Mills


*ASC Carbide Shanks [mm]													
Fits Modular:	ID Code	Item Code	D ₂	M	L	L ₁	Is	dn	dn ₂	d	Type	Airhole	
D8** D10** D12	FH137	ASC10-6.5-74-24	6.5	M6	74	24	50	9.3	-	10	A	No	
	FH254	ASC10-6.5-84-34			84	34							
	FH255	ASC10-6.5-114-24			114	24							90
	FH138	ASC10-6.5-114-49				49							65
D25**	FH145	ASC25-12.5-145-65	12.5	M12	145	65	80	23	-	25	A	Yes	
	FH265	ASC25-12.5-215-115			215	115							100
	FH266	ASC25-12.5-265-145			265	145							120
	FH267	ASC25-12.5-315-195			315	195							
	FH146	ASC25-12.5-265-65			265	65							200
	FH268	ASC25-12.5-315-65			315								250
D30** D32** D40***	FH147	ASC32-17-160-80	17	M16	160	80	80	28	-	32	A	Yes	
	FH269	ASC32-17-260-140			260	140							
	FH270	ASC32-17-360-240			360	240							120
	FH148	ASC32-17-310-80			310	80							230

* ASC Carbide Shanks can be used with SUPER Lock Milling Chucks or Shrink-Fit Holders.

** Since the cutter diameter is below the shank diameter, interference occurs at the shank.

*** For D40 it is recommended that the protrusion length is 200mm or less.

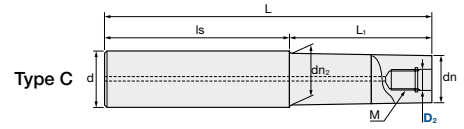
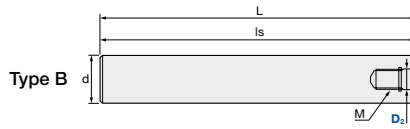
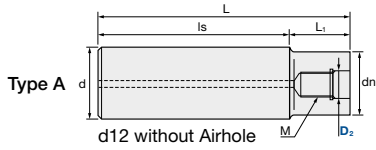


*ASC Carbide Shanks [mm]													
Fits Modular:	ID Code	Item Code	D ₂	M	L	L ₁	Is	dn	dn ₂	d	Type	Airhole	
D8** D10** D12	FH139	ASC12-6.5-74-24	6.5	M6	74	24	50	11	11.5	12	C	No	
	FH256	ASC12-6.5-94-44			94	44							
	FH257	ASC12-6.5-129-24			129	24							105
	FH140	ASC12-6.5-129-64				64							65
D16**	FH141	ASC16-8.5-95-30	8.5	M8	95	30	65	14.5	15.5	16	C	Yes	
	FH258	ASC16-8.5-120-55			120	55							
	FH142	ASC16-8.5-140-75			140	75							
	FH259	ASC16-8.5-160-95			160	95							
	FH260	ASC16-8.5-160-30				30							130
D20**	FH143	ASC20-10.5-120-50Z	10.5	M10	120	50	70	18.5	19.5	20	C	Yes	
	FH261	ASC20-10.5-170-90Z			170	90							80
	FH262	ASC20-10.5-220-120Z			220	120							100
	FH263	ASC20-10.5-270-150Z			270	150							120
	FH144	ASC20-10.5-220-50Z			220	50							170
	FH264	ASC20-10.5-270-50Z			270								220

* ASC Carbide Shanks can be used with SUPER Lock Milling Chucks or Shrink-Fit Holders.

** Since the cutter diameter is below the shank diameter, interference occurs at the shank.

AS | Steel Shanks for Modular Mills



*AS Steel Shanks [mm]													
Fits Modular:	ID Code	Item Code	D ₂	M	L	L ₁	Is	dn	dn ₂	d	Type	Airhole	
D 10	FH131	AS10-6.5-74-0	6.5	M6	74	-	74	-	-	10	B	No	
D 12	FH132	AS12-6.5-84-4	6.5	M6	84	4	80	11	-	12	A	No	
D 16	FH133	AS16-8.5-95-15	8.5	M8	95	15	80	14.5	15.5	16	C	Yes	
D 20	FH134	AS20-10.5-100-20	10.5	M10	100	20	80	18	-	20	A	Yes	
D 25	FH271	AS25-12.5-115-35	12.5	M12	115	35	80	23	-	25	A	Yes	
D 30	FH272	AS32-17-110-30	17	M16	110	30	80	28	-	32	A	Yes	
D 32													

* AS Steel Shanks can be used with SUPER Lock milling chucks.

➔ For more information about Modular Tools and available Chucks please check our brochures:

